



Your correct bangle size is determined in 2 easy steps

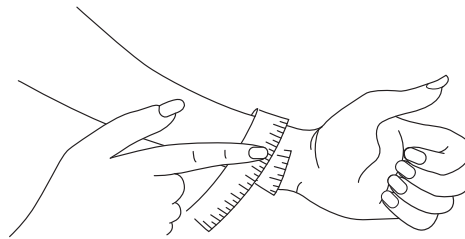
Step 1. Measure your wrist size

Step 2. Select your bangle size from size chart.

Step 1. Measure your wrist as comfortable as you would like to wear your bangle using any of the 2 methods.

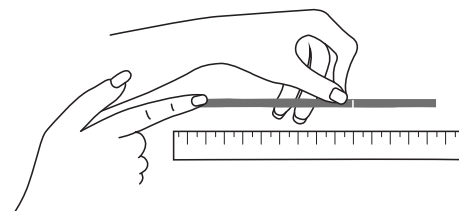
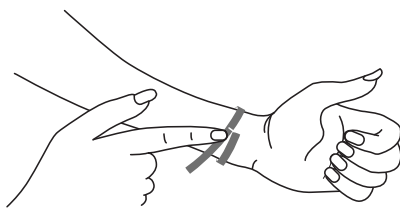
a) Using a measuring tape.

- ✓ Wrap the measuring tape around the wrist.
- ✓ Note the size at the meeting point in centimeters.



b) Using a thin paper strip (or anything similar) & a scale

- ✓ Wrap the strip around the wrist.
- ✓ Mark the meeting point on the strip.
- ✓ Put the strip against the scale to know the size of your bangle in centimeters.



Step 2. Choose your bangle size from the size chart.

Bangle Size	Measurement
Extra Small	15 cm
Small	16 cm
Medium	17 cm
Large	18 cm
Extra Large	19 cm

Note:

- If your size is less than 15 cm or more than 19 cm then please-
1. Place your order by selecting a nearest size.
 2. Send us an email to orders@dnour.com mentioning your order number & your required size.